



THE CANOPY

sebastopol california

SEBASTOPOL 1

PRELIMINARY 05.20.24 | REV #2: 06.20.24

EXTERIOR COLOR & MATERIAL DESIGN



AT DESIGN CONSULTING, INC
ARCHITECTURAL COLOR DESIGN & PROJECT THEMING
2211 Michelson Drive Suite 450 Irvine, CA 92612
P: 949.724.1619 ATDESIGNCONSULTING.COM



Exterior Color + Material Specifications

These color / material specifications and creative design concepts are the intellectual property of AT Design Consulting, a California Corporation.

This creative work is privileged, confidential, and exempt from disclosure under applicable law. The use of these materials is restricted.

These materials are intended for the use within this specific project only during the course of development and may not be used for any other reason without the expressed written authorization of AT Design Consulting, Inc.

AT Design Consulting, Inc. is responsible for aesthetic choices. All colors and materials listed are for color purposes only. Manufacturer for all products will be designated and appointed by Client.


All unauthorized use, dissemination, distribution, or reproduction of these materials is strictly prohibited. Any unauthorized use, dissemination, distribution or reproductions will be prosecuted to the full extent of the law.

© AT Design Consulting, Inc.

4	REVISIONS
5	COLOR INSPIRATION
7	COLOR SCHEME PLOTTING
8	PAINT AND MISCELLANEOUS ITEMS
9	EXTERIOR COLOR/MATERIAL SCHEMES
10	EXTERIOR FIXTURE SPECIFICATIONS

Revision #1 05-22-2024	Per Client's request change main body color for Scheme 3 from SW 6207-Retareat to Sw 9130-Evergreen Fog.
Revision #2 06-20-2024	<p>Per City comments to lighten the darkest body color and Client's request change Main Body & Trim 1 for the 3 color schemes to:</p> <ul style="list-style-type: none">» SW 9184 Foxhall Green» SW 6187 Rosemary» SW 9130 Evergreen Fog





THE CANOPY
sebastopol california




PRELIMINARY EXTERIOR COLOR/MATERIAL DESIGN



AT DESIGN
CONSULTING



COLOR SCHEME

-  SCHEME 1
-  SCHEME 2
-  SCHEME 3

PAINT MANUFACTURER

All paint to be Sherwin Williams, unless otherwise stated differently.

PAINT APPLICATION

Typical, all paint colors should terminate in inside corners.
Fascia boards, overhangs, eaves, headers, etc. should be painted their specifically designated colors with the color being applied on all sides of each item, including the undersides.

NON-DECORATIVE ITEMS

All non-decorative items such as meter doors, non-decorative vents, etc. to be painted the same color as the adjacent field color.

ROOFTOP METALS

All rooftop metals to be painted to match the darkest color from the roof shingle blend per Color Scheme specified for that particular Building.

ROOF ACCESS LADDER

Roof access ladder should be painted adjacent body color.

DIGITAL & PRINTED COLORS

Colors & textures seen on screen and/or printed material may not represent actual colors & textures accurately. Refer to actual paint chips & materials for color & texture accuracy.

SCHEME 1 DARK

MAIN BODY & TRIM 1

SW: 9184 FOXHALL GREEN

TRIM 2, FRONT & GARAGE DOOR:

SW: 6994 GREENBLACK

WOOD STAIN

SW: 3522 BANYAN BROWN

WINDOWS

MILGARD: BRONZE

ASPHALT SHINGLE ROOF

CERTAINTED: MOIRE BLACK

SW = SHERWIN WILLIAMS

SCHEME 2 MEDIUM

MAIN BODY & TRIM 1

SW: 6187 ROSEMARY

TRIM 2, FRONT & GARAGE DOOR:

SW: 6994 GREENBLACK

WOOD STAIN

SW: 3522 BANYAN BROWN

WINDOWS

MILGARD: BRONZE

ASPHALT SHINGLE ROOF

CERTAINTED: MOIRE BLACK

SCHEME 3 LIGHT

MAIN BODY & TRIM 1

SW: 9130 EVERGREEN FOG

TRIM 2, FRONT & GARAGE DOOR:

SW: 6994 GREENBLACK

WOOD STAIN

SW: 3522 BANYAN BROWN

WINDOWS

MILGARD: BRONZE

ASPHALT SHINGLE ROOF

CERTAINTED: MOIRE BLACK

Colors seen on screen and/or printed material may not represent actual colors & textures accurately. Refer to actual materials for color & texture accuracy.



Colors seen on screen and/or printed material may not represent actual colors & textures accurately. Refer to actual materials for color & texture accuracy.

THE CANOPY
sebastopol california

PRELIMINARY EXTERIOR COLOR/MATERIAL DESIGN



LIGHT SCONCE



at ENTRY DOORS
MANUFACTURER: Hinkley
FAMILY: Sag Harbor
PRODUCT SKU: HKY2133986
FINISH: Burnished Bronze
LIGHT: LED
DIA: 5.5"
HEIGHT: 16.25"
EXTENDS: 7.5"



at GARAGE & FRENCH DOORS
MANUFACTURER: Hinkley
FAMILY: Forge Gooseneck
PRODUCT SKU: HKY2447353
FINISH: Burnished Bronze
LIGHT: LED
DIA: 9.5"
HEIGHT: 9"
EXTENDS: 13.5"

TITLE 24 LAMP REQUIREMENT
Light fixtures with screw-in lamp must have lamps with certification by the Energy Commission as meeting the requirements of Reference Joint Appendix JA8 per the Lighting Title 24 mandatory measures. The lamp must be marked with "JA8-2022" or "JA8-2022-E" in order to be used with the fixture.

ADDRESS NUMBERS



at DOORS
BY: Home Depot
MATERIAL: Antique Brass
INTERNET #: 203368083
MODEL #: 3585AB-8
INSTALLATION TYPE: Floating, Surface, or Flush
MOUNTING HARDWARE: Yes
FINISH FAMILY: Bronze/Copper Metallic
SIZE: 5" Height
CITY REQUIRMENTS: Verify size requirement with City prior to purchasing & installing.

Colors seen on screen and/or printed material may not represent actual colors & textures accurately. Refer to actual materials for color & texture accuracy.