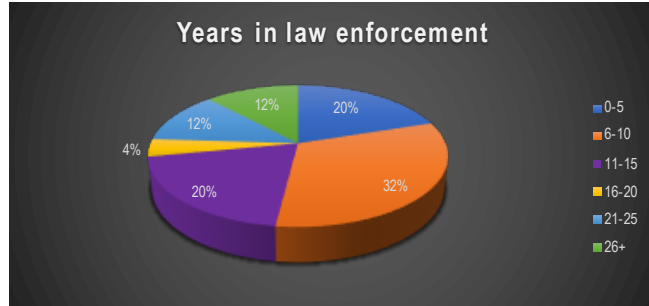
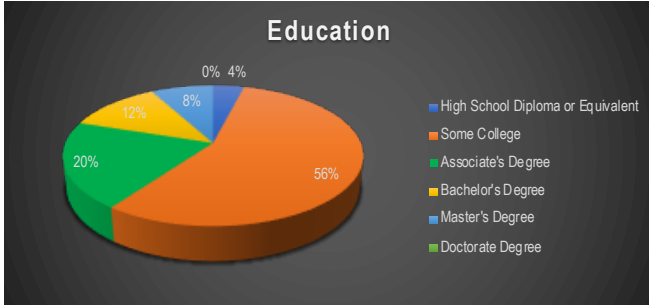


SEBASTOPOL POLICE DEPARTMENT DIVERSITY DATA AS OF NOVEMBER 2021

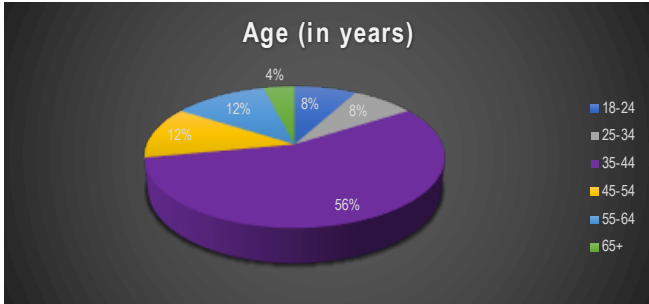
Years in law enforcement	
0-5	20%
6-10	32%
11-15	20%
16-20	4%
21-25	12%
26+	12%



Education	
High School Diploma or Equivalent	4%
Some College	56%
Associate's Degree	20%
Bachelor's Degree	12%
Master's Degree	8%
Doctorate Degree	0%



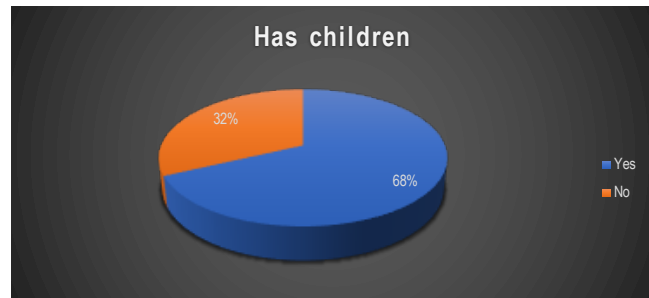
Age (in years)	
18-24	8%
25-34	8%
35-44	56%
45-54	12%
55-64	12%
65+	4%



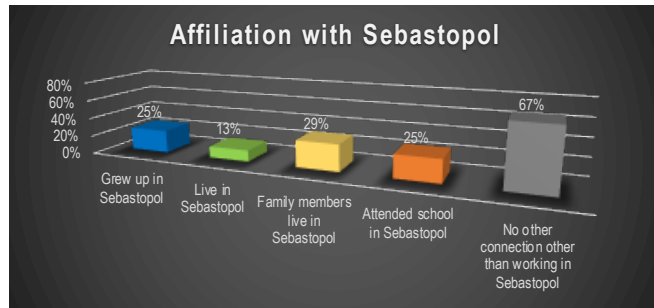
Military experience	
Yes	12%
No	88%



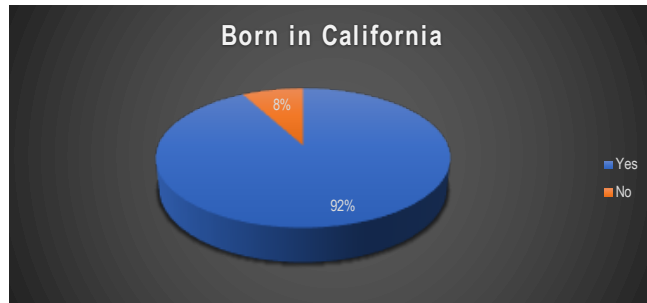
Has children	
Yes	68%
No	32%



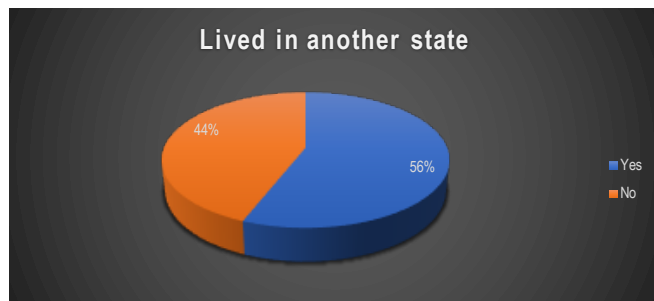
Affiliation with Sebastopol (all that apply)	
Grew up in Sebastopol	25%
Live in Sebastopol	13%
Family members live in Sebastopol	29%
Attended school in Sebastopol	25%
No other connection other than working in Sebastopol	67%



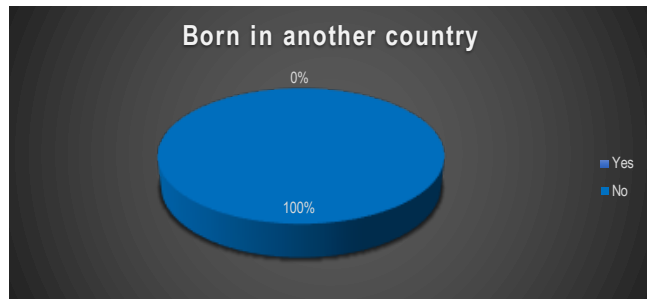
Born in California	
Yes	92%
No	8%



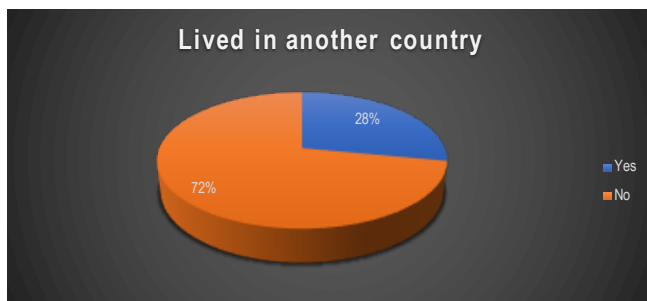
Lived in a state other than California	
Yes	56%
No	44%



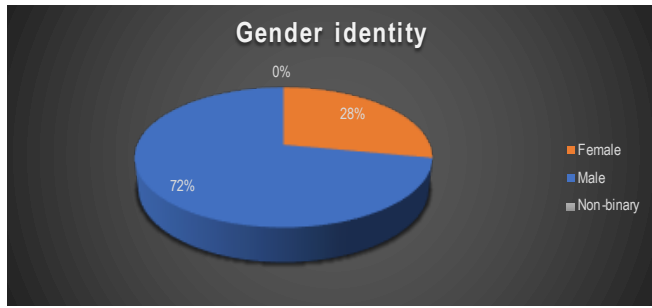
Born in a country other than the United States	
Yes	0%
No	100%




Lived in a country other than the United States	
Yes	28%
No	72%



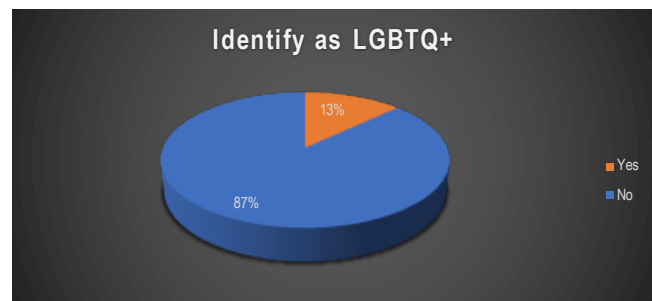
Gender identity	
Female	28%
Male	72%
Non-binary	0%



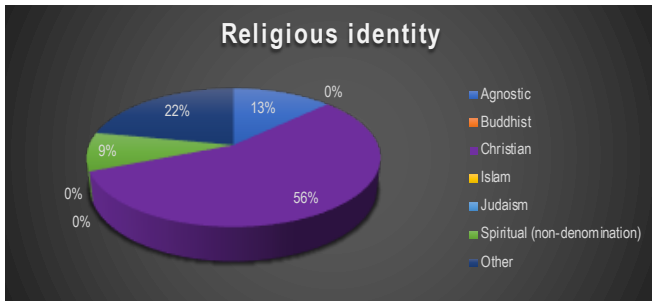
Ethnicity identity	
American Indian or Alaska Native	0%
Asian or Asian American	4%
Black or African American	0%
Hispanic or Latino	12%
Native Hawaiian or other Pacific Islander	0%
Other	0%
White or Caucasian	84%



Identify as LGBTQ+	
Yes	13%
No	87%



Religious identity	
Agnostic	13%
Buddhist	0%
Christian	56%
Islam	0%
Judaism	0%
Spiritual (non-denomination)	9%
Other	22%



Languages spoken	
Arabic	0%
English	100%
French	0%
Japanese	0%
Korean	0%
Mandarin	0%
Polynesian	0%
Sign Language	0%
Spanish	80%
Other	30%

