

## GRAYWATER CHECKLIST

If you are located in an unincorporated area of Sonoma County, below are a few things to keep in mind when planning your graywater system. Please contact the Sonoma County Permit and Resource Management Department, Well and Septic Desk for a complete list of graywater system requirements as well as for any permitting questions.

- ☐ Graywater comes from showers, bathtub, bathroom sink or laundry machines only
- ☐ Water used to dye clothes, or wash diapers or soiled garments/linens cannot be used
- ☐ Graywater cannot be used for spray or overhead irrigation
- ☐ Graywater cannot be used for irrigation of root crops or edible parts of crops touching soil
- ☐ System must include 3-way diversion valve
- ☐ System does not include potable water connection
- ☐ System cannot be used to dispose of hazardous chemicals
- ☐ Graywater must be contained within property boundary
- ☐ Distribution of graywater must be subsurface, covered by 2 inches of solid, rock, mulch or approved shield
- ☐ System meets all site and waterway setback requirements
- ☐ System must meet local enforcement agency permitting requirements

## SONOMA COUNTY CONTACTS

For information on financing graywater systems and other water efficiency options, please contact the Sonoma County Energy Independence Program at (707) 521-6200 or send an email at [info@sonomacountyenergy.org](mailto:info@sonomacountyenergy.org) or stop by at 404 Aviation Boulevard, Santa Rosa, CA 95403.


For permitting questions, please contact the Sonoma County Permit and Resource Management Department, Well and Septic Desk at (707) 565-2849 or stop by at 2550 Ventura Avenue, Santa Rosa, CA 95403.

For residents in unincorporated areas of Sonoma County, please visit the following website for more information:  
<http://www.sonoma-county.org/prmd/divpages/wellsepddiv.htm>

For residents of the incorporated city areas, please contact your local jurisdiction:

Cloverdale, (707) 894-1701	Santa Rosa, (707) 543-3200
Cotati, (707) 665-3638	Sebastopol, (707) 823-8597
Healdsburg, (707) 431-3346	Sonoma, (707) 938-3681
Petaluma, (707) 778-4301	Windsor, (707) 838-1021
Rohnert Park, (707) 588-2240	

# GRAY WATER




An informational brochure on installation and permitting requirements for graywater systems in Sonoma County.

Document Version Date: April 27, 2010



# WHAT IS GRAYWATER?




According to Health and Safety Code Section 17922.12, graywater is “untreated wastewater that has not been contaminated by any toilet discharge, has not been affected by infectious contaminated or unhealthy bodily wastes, and does not present a threat from contamination by unhealthful processing, manufacturing, or operation wastes. “Graywater” includes but is not limited to wastewater from bathtubs, showers, bathroom washbasins, clothes washing machines, and laundry tubs, but does not include wastewater from kitchen sinks or dishwashers.”

Currently, there are three different types of graywater systems allowed in Sonoma County:

- 1) Clothes washer system (single connection only)
- 2) Simple system (less than 250 gallons per day)
- 3) Complex system (more than 250 gallons per day)

## BENEFITS

- Reduces your potable water use up to 40%
- Reduces your water bill
- Reduces demand on County's watershed resources like the Russian River and groundwater sources
- Helps protect water resources for future generations
- Reduction in potable water demand reduces County's energy consumption by way of reductions in processing and transportation of water



## CONSIDERATIONS

- Graywater may contain pathogens
- Systems that pond may provide breeding grounds for mosquitos
- Unfiltered systems accumulate solids and may clog system
- Salt accumulation may inhibit plant growth
- Minimal contact with graywater is recommended
- When ground is saturated, graywater must be diverted to site's sewer disposal

## STEPS TO INSTALL A SYSTEM

- 1) Educate yourself on the design, installation, and maintenance requirements for a graywater system
- 2) Design your system or hire a licensed designer/contractor to design your system
- 3) If required, submit appropriate permit(s) and plan(s) to the local enforcement agency (see Sonoma County Contacts for residents in either incorporated or unincorporated areas)
- 4) Install your system, obtain required inspection(s), and final permit
- 5) Maintain your system

